



APPENDIX

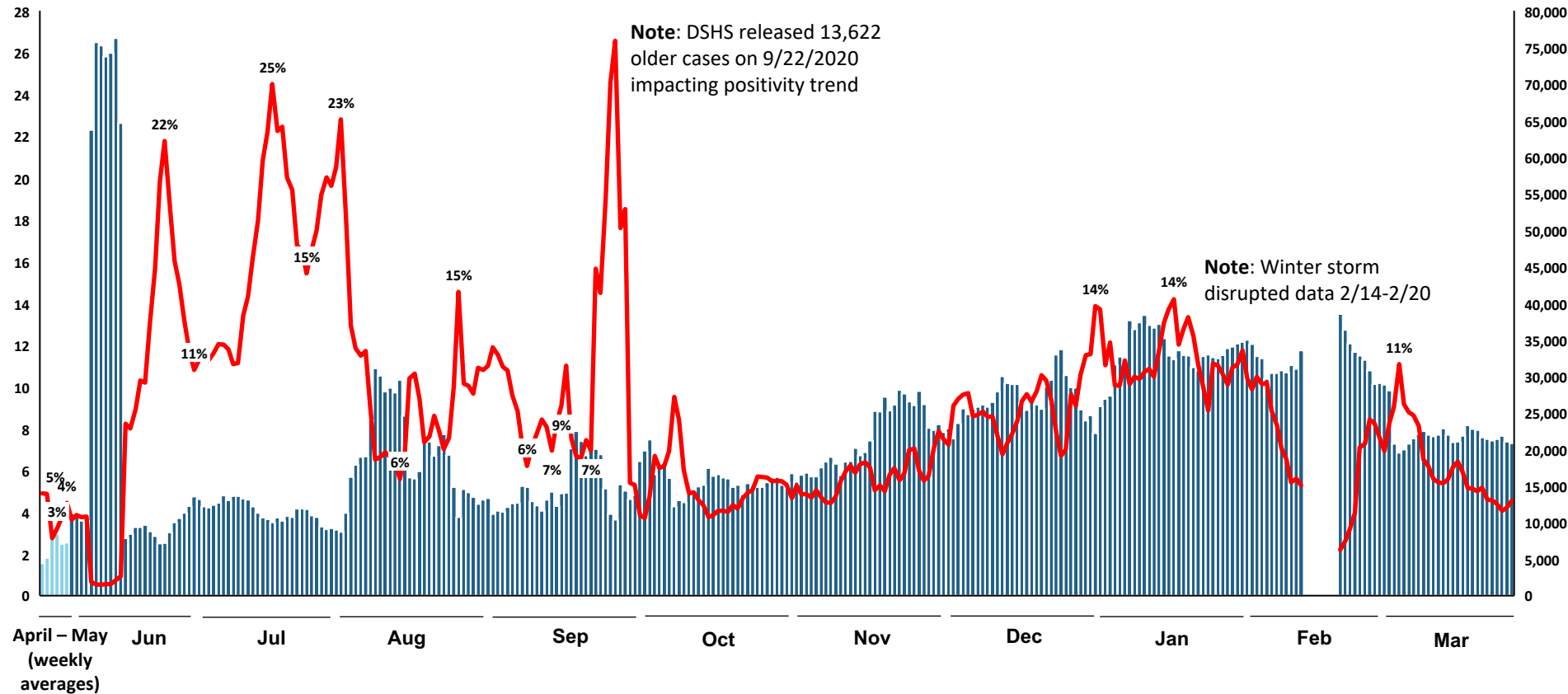
AS OF MARCH 30, 2021

COVID-19 TESTING TRENDS FOR GREATER HOUSTON AREA¹

Data from Texas Department of State Health Services

— 7-day trend of % test positivity for COVID-19

■ 7-day trend of daily # of tests performed



Monitoring threshold:

Threshold is exceeded by the occurrence of a positive 7-day average growth in % test positivity

Note: Public testing data for this chart may lag several weeks.

Source: TX Health and Human Services (<https://dshs.texas.gov/coronavirus/AdditionalData.aspx>)

Note: Excludes days with no tests reported

1. Austin, Brazoria, Chambers, Fort Bend, Galveston, Harris, Liberty, Montgomery and Waller
2. Test data on chart will have a 1-day lag

TMC TEXAS MEDICAL CENTER

"TMC" refers to the group of systems that make up Texas Medical Center

Reflects retroactive changes in testing data made by Texas Department of Health and Human Services on 6/9/2020

This document is solely intended to share insights and best practices rather than specific recommendations. Individual institution data is shown as reported and has not been independently verified

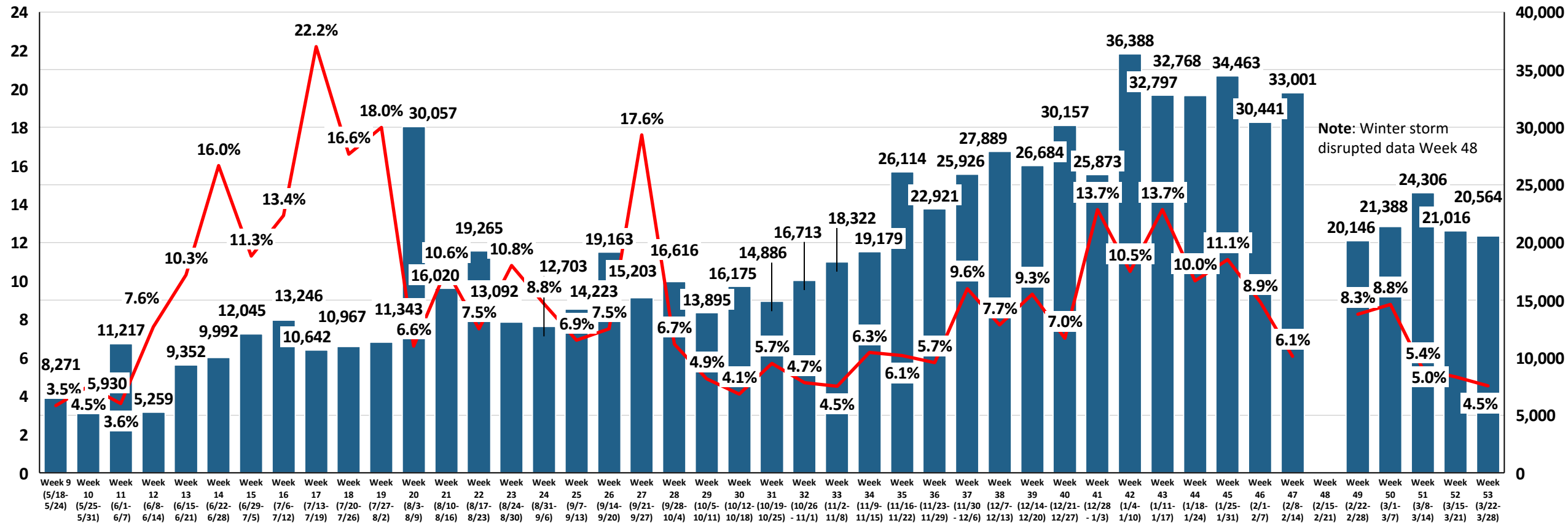
AVERAGE DAILY COVID-19 TESTING METRICS BY WEEK ACROSS GREATER HOUSTON AREA

Data from Texas Department of State Health Services

Note: Public testing data for this chart may lag several weeks.

Data has been released through 2/13.

7-day trend of % test positivity for COVID-19 (red line)
7-day trend of daily # of tests performed (blue bars)



Note: Winter storm disrupted data Week 48

Source: TX Health and Human Services (<https://dshs.texas.gov/coronavirus/AdditionalData.aspx>)

Note: Excludes days with no tests reported

1. Austin, Brazoria, Chambers, Fort Bend, Galveston, Harris, Liberty, Montgomery and Waller

TMC TEXAS MEDICAL CENTER

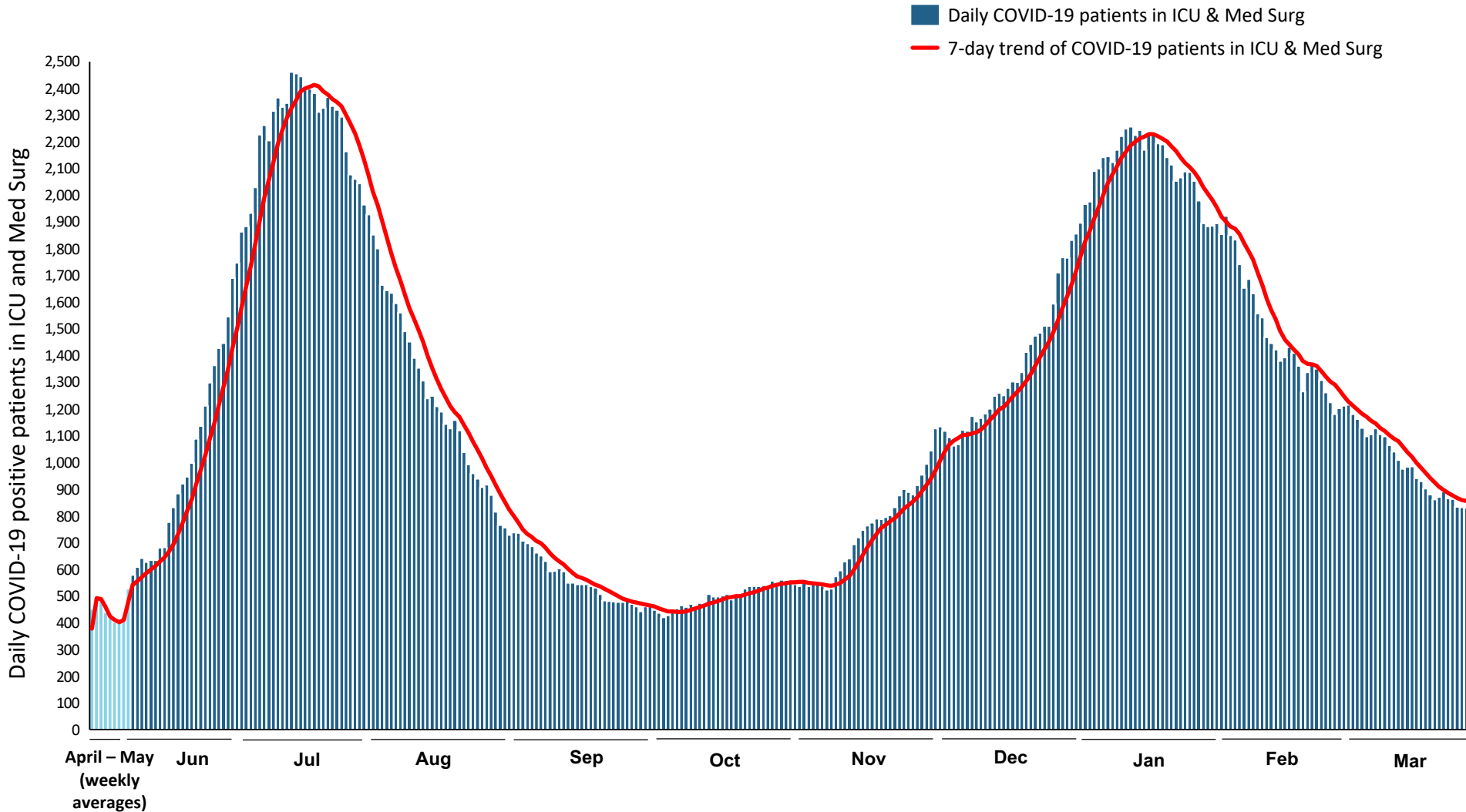
"TMC" refers to the group of systems that make up Texas Medical Center

Reflects retroactive changes in testing data made by Texas Department of Health and Human Services on 6/9/2020

This document is solely intended to share insights and best practices rather than specific recommendations. Individual institution data is shown as reported and has not been independently verified



TOTAL TMC COVID-19 POSITIVE PATIENTS (ICU & MED SURG) IN HOSPITAL



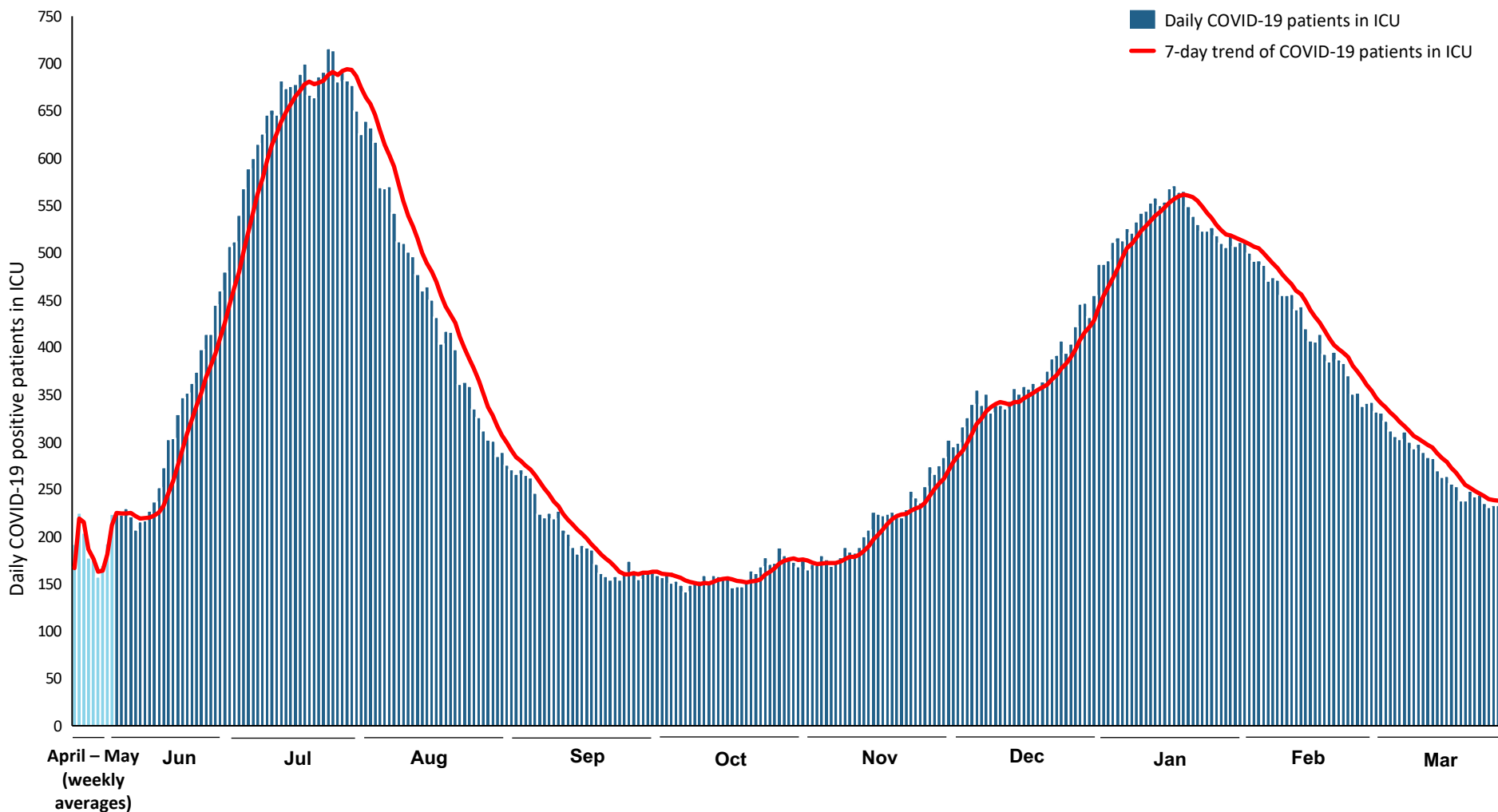
Current status: -0.7% daily growth rate (averaged over 7 days) in COVID-19 patients in med surg and ICU combined

Notes:

While new daily cases may fluctuate for a variety of reasons (e.g., testing), the number of COVID-19 positive patients being treated in med surg and ICU shows an objective view of how COVID-19 impacts hospital systems

Source: Internal data collected from the systems CHI Texas Division, Harris Health System, Houston Methodist, MD Anderson Cancer Center, Memorial Hermann, Texas Children’s Hospital, UTMB
 “TMC” refers to the group of systems that make up Texas Medical Center
All guidelines should be in accordance with CDC guidelines

TOTAL TMC COVID-19 POSITIVE PATIENTS IN ICU BEDS



Current status:

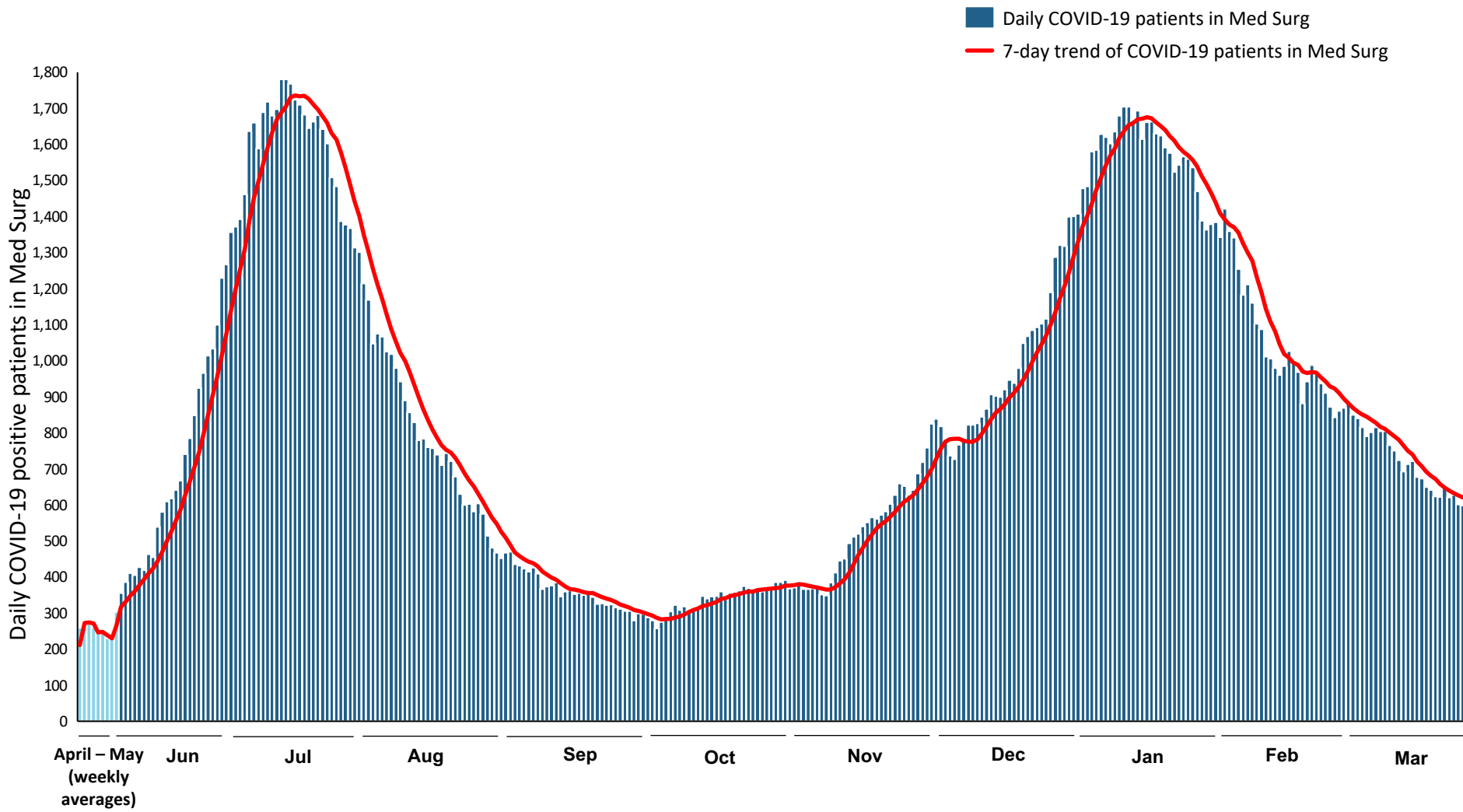
-0.3% daily growth rate
(averaged over 7 days) in
COVID-19 patients in ICU

Notes:

While new daily cases may fluctuate for a variety of reasons (e.g., testing), the number of COVID-19 positive patients being treated in ICU shows an objective view of how COVID-19 impacts hospital systems



TOTAL TMC COVID-19 POSITIVE PATIENTS IN MED SURG BEDS



Current status:

-0.8% daily growth rate
(averaged over 7 days) in COVID-19 patients in med surg

Notes:

While new daily cases may fluctuate for a variety of reasons (e.g., testing), the number of COVID-19 positive patients being treated in Med surg shows an objective view of how COVID-19 impacts hospital systems

TMC CAPACITY PLANNING PROTOCOL

Definitions

Phase 1 Intensive Care Beds

- ICU bed configuration and staffing under non-pandemic situations

Phase 2 Intensive Care Beds

- Builds on ICU capacity using our existing plans - through increasing staffing levels and ratios, mobilizing additional Intensive Care equipment & utilizing additional beds

Phase 3 Intensive Care Beds

- Further planned utilization of Phase 2 levers of surge capacity to provide additional temporary Intensive Care capacity

Capacity planning



Our hospitals are **very experienced at operating at near 100% capacity** and are able to flex up and down when needed (e.g., with additional staffing)



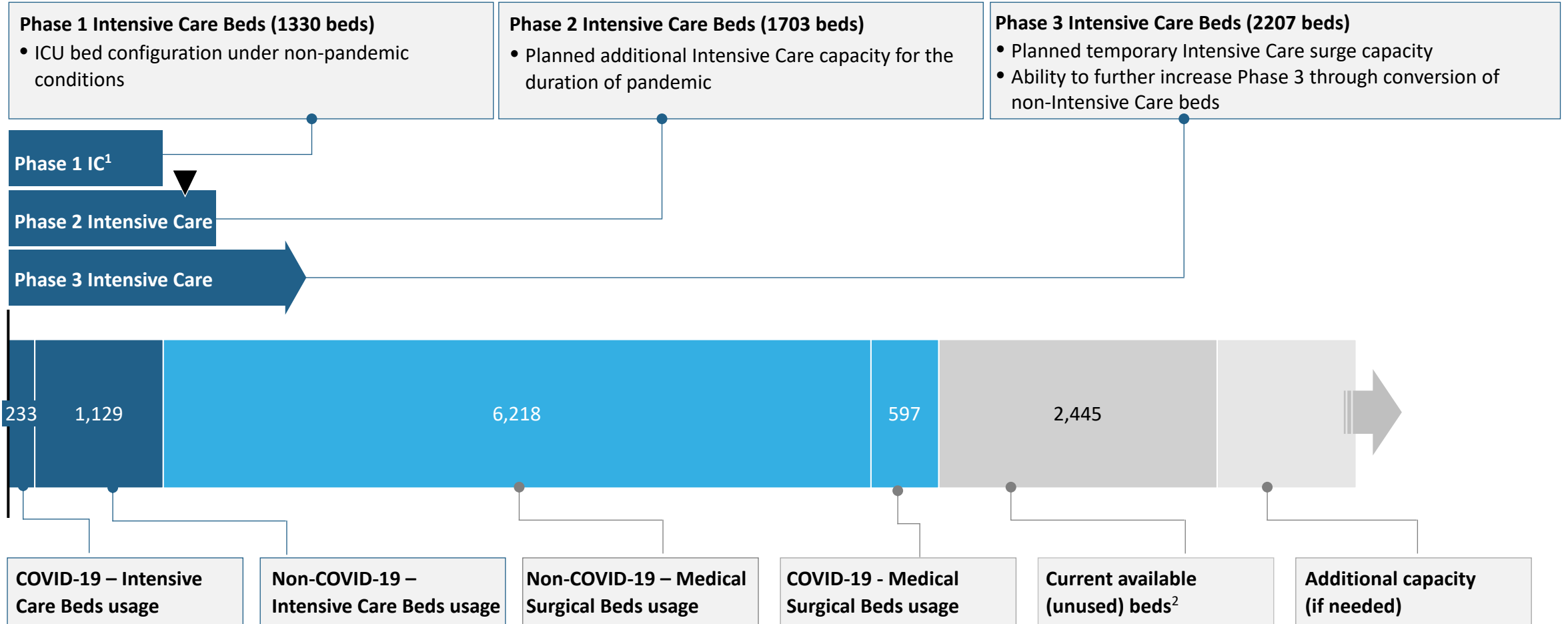
We have proactively developed our surge plans and are **able to add extensive capacity when needed** (e.g., by adding additional staff, additional equipment, additional beds, and increasing densification)



Additionally, we **can moderate intake of non-COVID 19 patients**, based on the clinical needs of the elective portion of these patients. **Non-COVID 19 patients today represents the vast majority of our patients.**

OVERVIEW OF TMC BED STATUS

- ▼ Current phase
- Intensive care beds in use
- Medical/Surgical beds in use
- Empty beds



TMC leaders are actively managing, and can adjust, elective procedures to ensure sufficient capacity for COVID-19 needs

1. Intensive Care
 2. Total bed availability may fluctuate over time, given ongoing planning and operational considerations. On June 28th and 29th, the total unoccupied beds should have been 3,506 and 3,565, respectively. These data updates did not change ICU or med-surg occupancy and did not change ICU capacity percentages reported on any date.

TMC EXPECTED PPE NEEDS

- No concern
- Moderate concern
- Warning

	<u>Average daily burn rate¹</u>	<u>Estimated days available</u>	<u>Status</u>
N95 respirator masks	8,258	436	●
Surgical face masks	145,248	128	●
Eye protection	4,889	421	●
Gowns	51,803	178	●
Gloves	1,220,176	110	●

1. Calculated using trailing 2-week average burn rate

Source: Internal data collected from the systems CHI Texas Division, Harris Health System, Houston Methodist, MD Anderson Cancer Center, Memorial Hermann, Texas Children's Hospital, UTMB

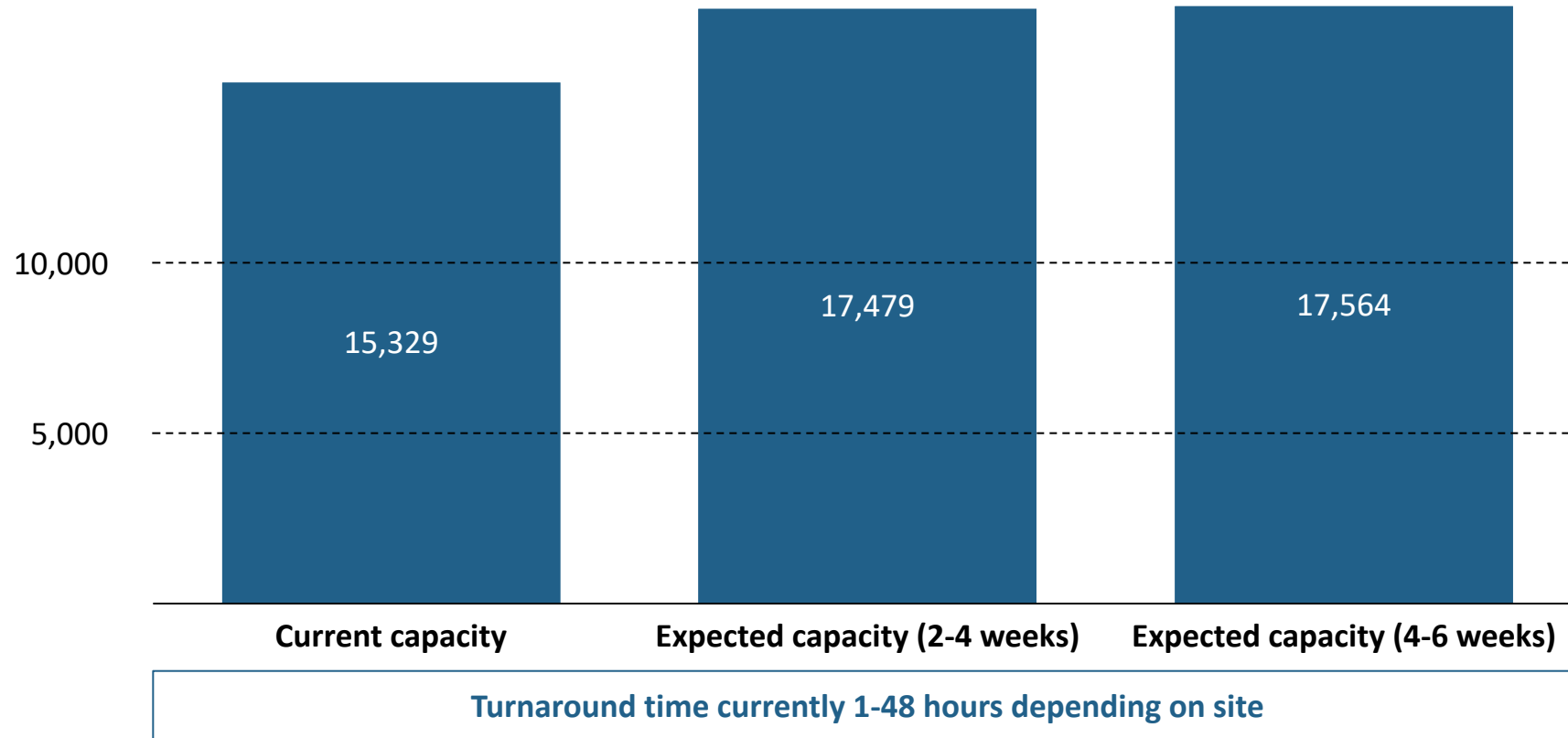
Monitoring threshold:
30-day supply of critical PPE items

Current status:
All critical PPE items within range

Note:
Data shown represents all TMC institutions and might vary from institution to institution

TMC TESTING CAPACITY

PCR tests, (#/day)



1. Austin, Brazoria, Chambers, Fort Bend, Galveston, Harris, Liberty, Montgomery and Waller

Source: Internal data collected from the systems Baylor College of Medicine, CHI Texas Division, Harris Health System, Houston Methodist, MD Anderson Cancer Center, Memorial Hermann, Texas Children's Hospital, UT Health, UTMB

TMC | TEXAS MEDICAL CENTER

"TMC" refers to the group of systems that make up Texas Medical Center

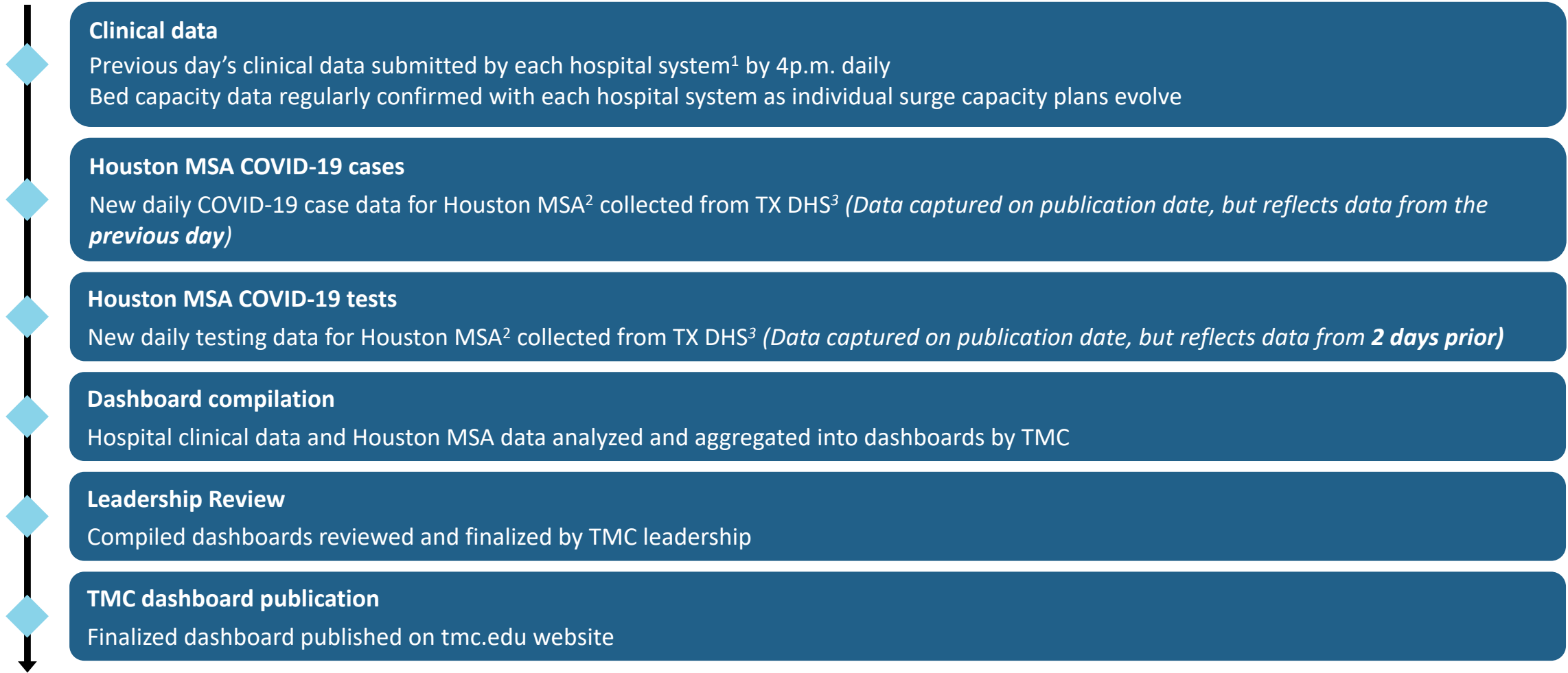
Monitoring threshold:

5,000-10,000 PCR tests per day available for hospital patients and healthcare worker surveillance (with <24 hour turnaround time)

Notes:

Capacity is dependent on critical supplies (reagents)

TMC DATA COLLECTION PROCESS



1. System-wide clinical data collected from CHI Texas Division, Harris Health System, Houston Methodist, MD Anderson Cancer Center, Memorial Hermann, Texas Children's Hospital, UTMB. TMC institutions represent ~70-80% of licensed beds in the 9 Houston MSA counties
2. Houston MSA includes 9 counties: Austin, Brazoria, Chambers, Fort Bend, Galveston, Harris, Liberty, Montgomery and Waller
3. Source: txdhs.gov