

# THE NATION'S PULSE

## The Texas Medical Center's Consumer Survey



# From the Texas Medical Center Health Policy Institute



**Arthur "Tim" Garson, Jr., MD, MPH**  
Director  
[Garson@TMC.edu](mailto:Garson@TMC.edu)



**Stephen H. Linder, PhD**  
Associate Director  
[SLinder@TMC.edu](mailto:SLinder@TMC.edu)



**Ryan Holeywell**  
TMC Director of Communications  
[RHoleywell@TMC.edu](mailto:RHoleywell@TMC.edu)

# The Nation's Pulse: Year Four

- **This year, we surveyed 5,038 participants**
  - n=1,018 Texas
  - n=4,020 National
- **Surveys were completed June-July 2018**
- **Luminas, LLC used a standard online protocol**
- **\*  $p < 0.05$  significant difference**
  - with n=4020 and n=1018, so in both cases “small” differences count

# Fixing Health Care: Four Key Areas



**Fixing Health Care:  
Priorities**



**Fixing Health Care:  
Health Insurance and  
Health Care Delivery**



**Fixing Health Care:  
Healthy Lifestyles**



**Fixing Health Care:  
Presidential Election Insights**

# Fixing Health Care

## Priorities



# Reducing health care costs is the top health care priority, followed by health insurance affordability and universal coverage

## US Health Care Priorities (Mean Rank)



Highest  
Priority

Reducing health care costs

Increasing the affordability of health insurance premiums and deductibles

Providing universal coverage so every citizen is insured

Supporting medical breakthroughs to develop cures

Increasing life expectancy in the United States

Simplifying health care paperwork

Having easier-to-understand health care bills

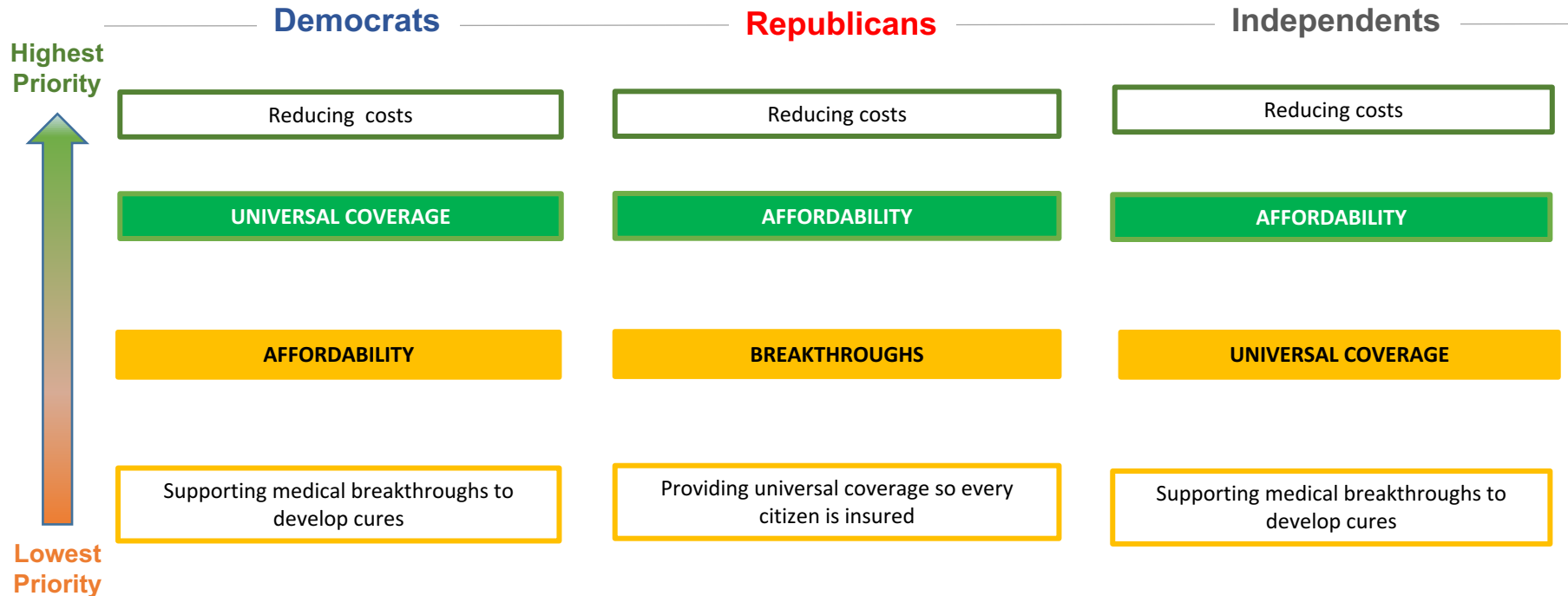
Lowest  
Priority

BASE: ALL QUALIFIED RESPONDENTS (n=4020)

Q100 Below are several statements describing key US healthcare priorities. Based on your opinion, please rank these statements, in the order of priority where 1 is the highest priority and 7 is the lowest priority for the US healthcare system.

# After costs, Democrats prioritize universal coverage; affordability ranks higher with Republicans and Independents

## US Health Care Priorities (Mean Rank)

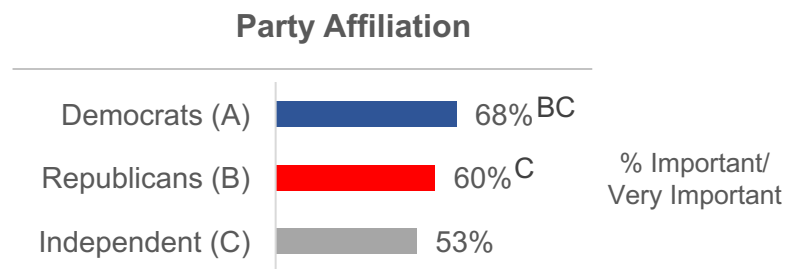
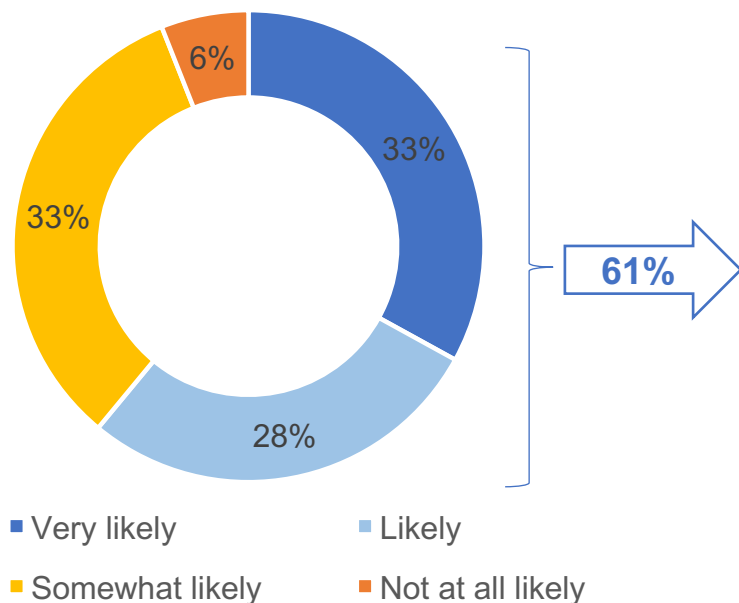


BASE: ALL QUALIFIED RESPONDENTS (n=4020)

Q100 Below are several statements describing key US healthcare priorities. Based on your opinion, please rank these statements, in the order of priority where 1 is the highest priority and 7 is the lowest priority for the US healthcare system.

# Nearly two-thirds are likely to only vote for candidates who will make fixing health care a priority; Democrats more than Republicans more than Independents

## Likelihood to Only Vote for Candidates Who Prioritize Fixing Health Care

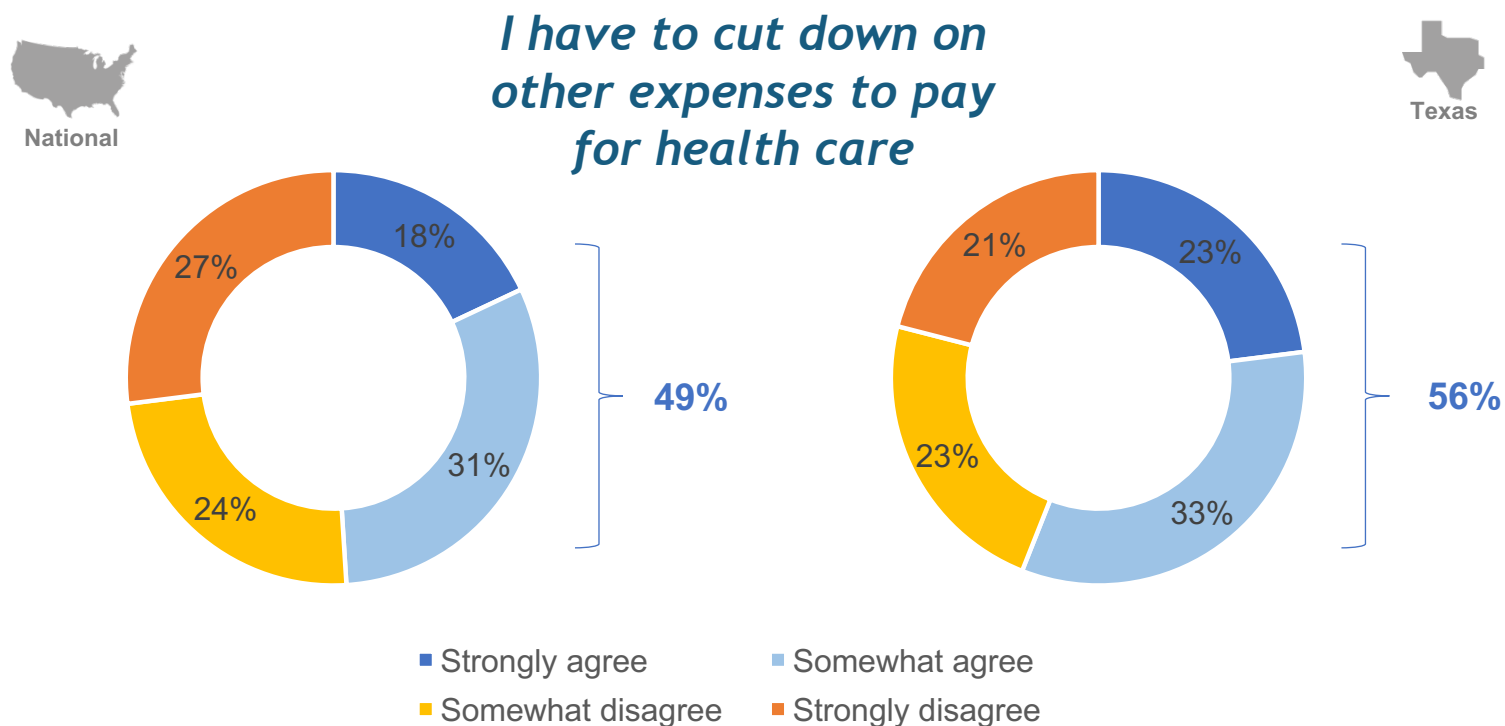


**BASE: ALL QUALIFIED RESPONDENTS** (n=4020)

Q165 How likely are you to only vote for candidates who will make fixing healthcare a priority?



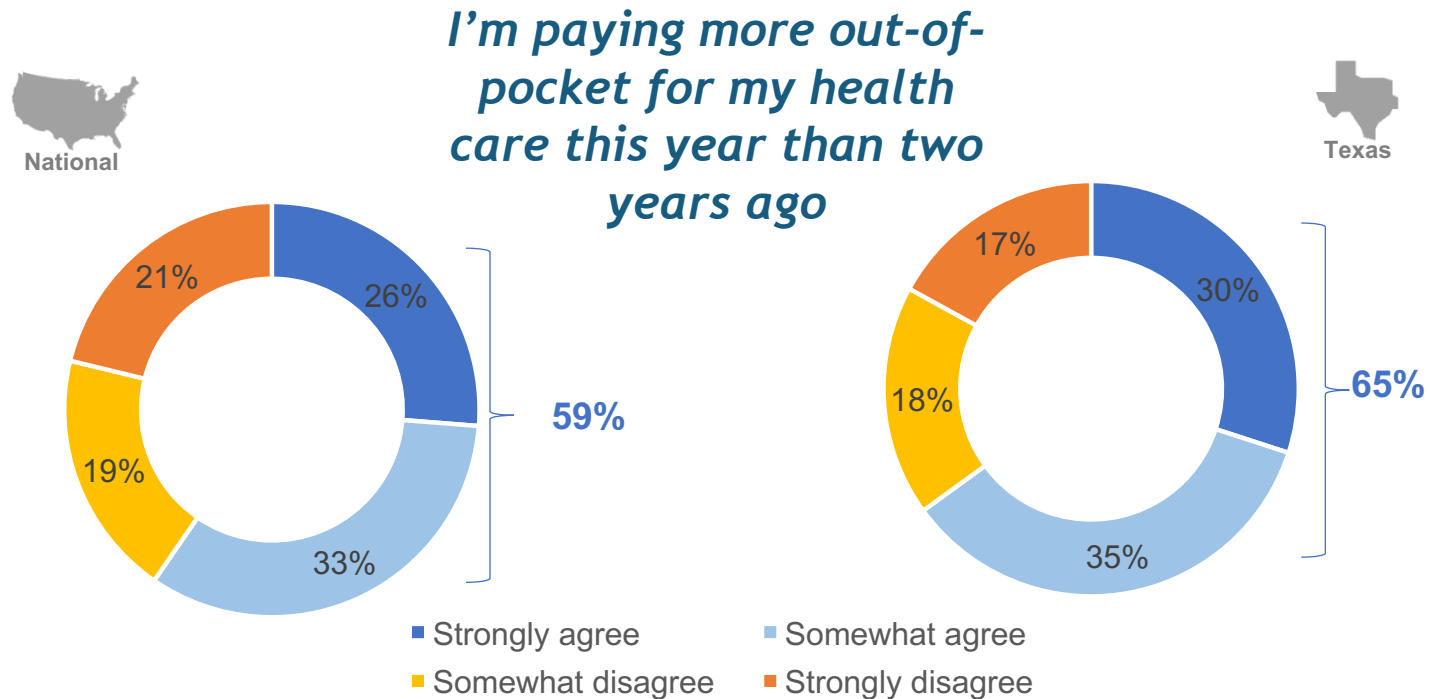
# About half report cutting down on other expenses to pay for health care; worse in Texas



**BASE: ALL QUALIFIED RESPONDENTS** (n=4020 National; n=1018 Texas)

Q220 Now please tell us how much you agree or disagree with each of the statements below.

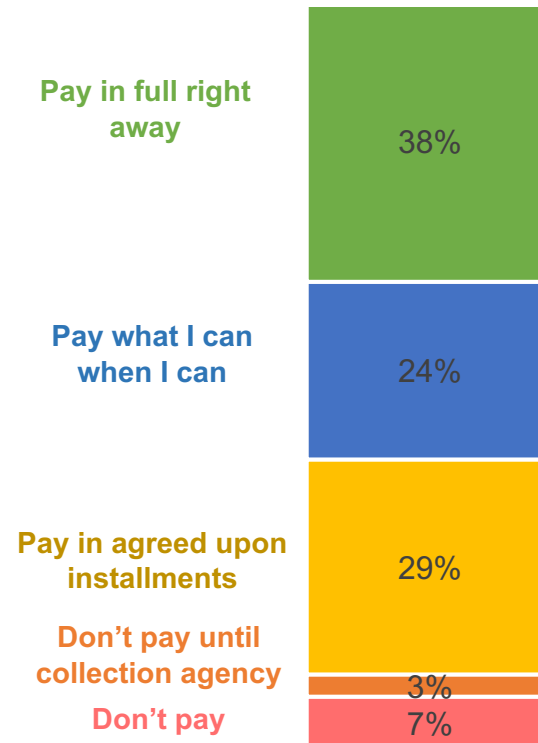
# Six in ten say they are paying more out-of-pocket for health care this year than two years ago; Texans worse



**BASE: ALL QUALIFIED RESPONDENTS** (n=4020 National; n=1018 Texas)  
 Q220 Now please tell us how much you agree or disagree with each of the statements below.

# When receiving a costly medical bill, a little more than one-third pay in full right away

## Action When Receiving Costly Medical Bill

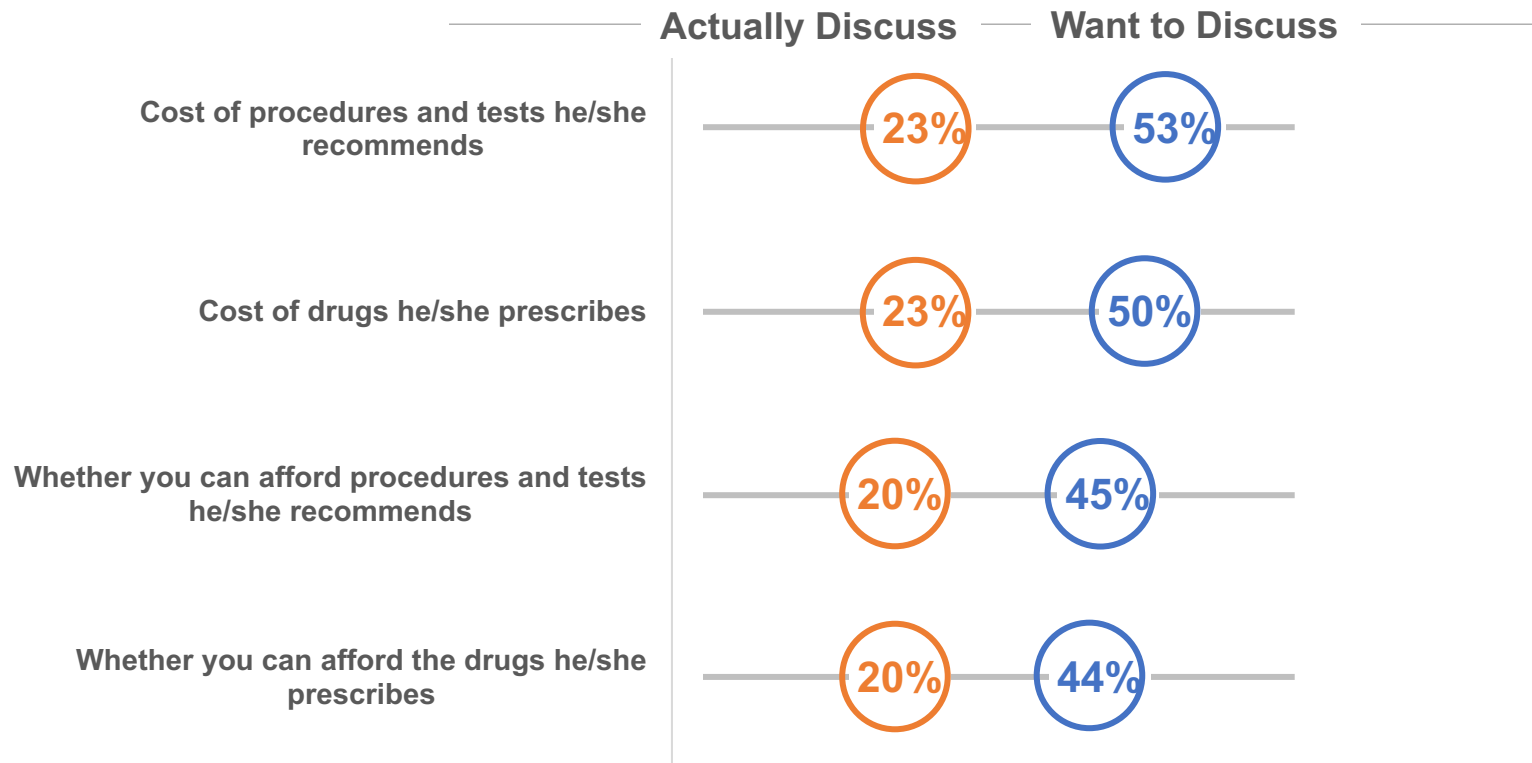


BASE: ALL QUALIFIED RESPONDENTS (n=4020)

Q217 When you receive a costly medical bill, which of the following best describes how you usually handle it? Select one response only.

# About half want to discuss costs with PCP, but less than half of them actually have the discussion

## Topics Discussed with Primary Care Physician



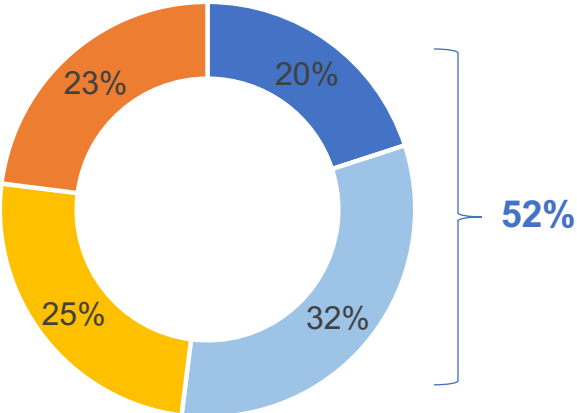
**BASE: ALL QUALIFIED RESPONDENTS** (n=4020)

Q255. Does the doctor you see most often discuss the following directly with you...? // Q260. Do you want your doctor to discuss the following directly with you...?

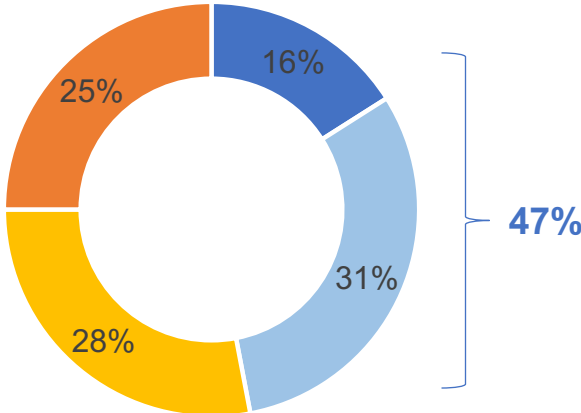
# About half report more difficulty choosing their preferred doctors and hospitals than two years ago



**Choosing Any Doctor I Want Is Not As Easy As Two Years Ago**



**Choosing Any Hospital I Want Is Not As Easy As Two Years Ago**



- Strongly agree
- Somewhat agree
- Somewhat disagree
- Strongly disagree

**BASE: ALL QUALIFIED RESPONDENTS** (n=4020)  
Q220 Now please tell us how much you agree or disagree with each of the statements below.

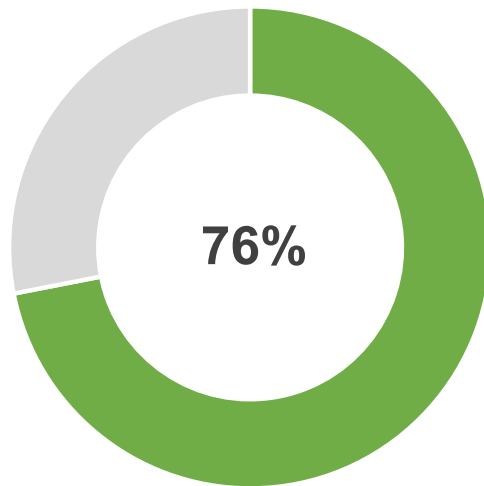
# Fixing Health Care

## Health Insurance and Health Care Delivery

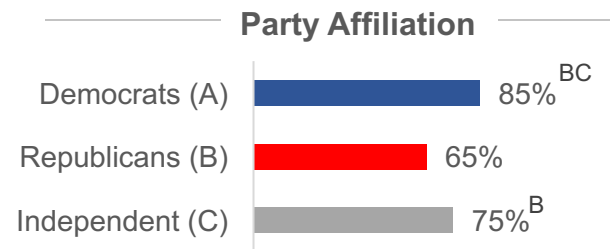


In states with Medicaid expansion, support for continuing Medicaid provision is overwhelming; significantly higher among Democrats, Independents, but clear among Republicans as well

### Support for Medicaid Continuation (% Yes in Expansion States)

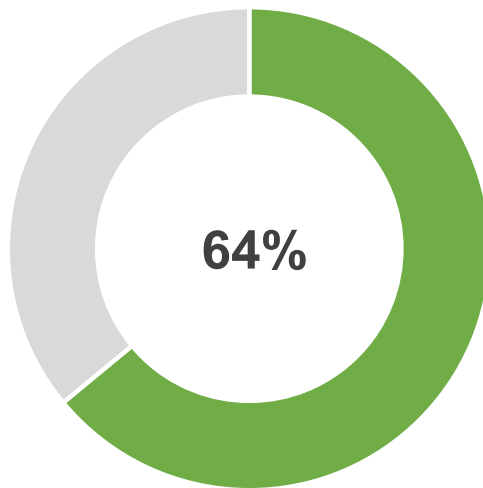


■ Yes



# In non-expansion states, support for Medicaid expansion is high; higher among Democrats but more than half of Republicans

## Support for Medicaid Expansion (% Yes in Non-Expansion States)



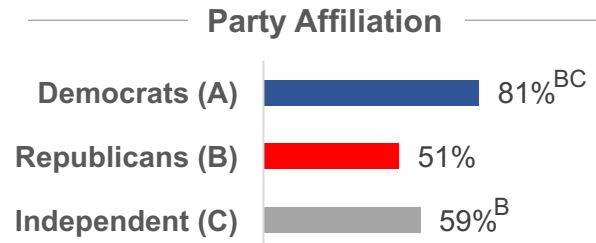
■ Yes



60%



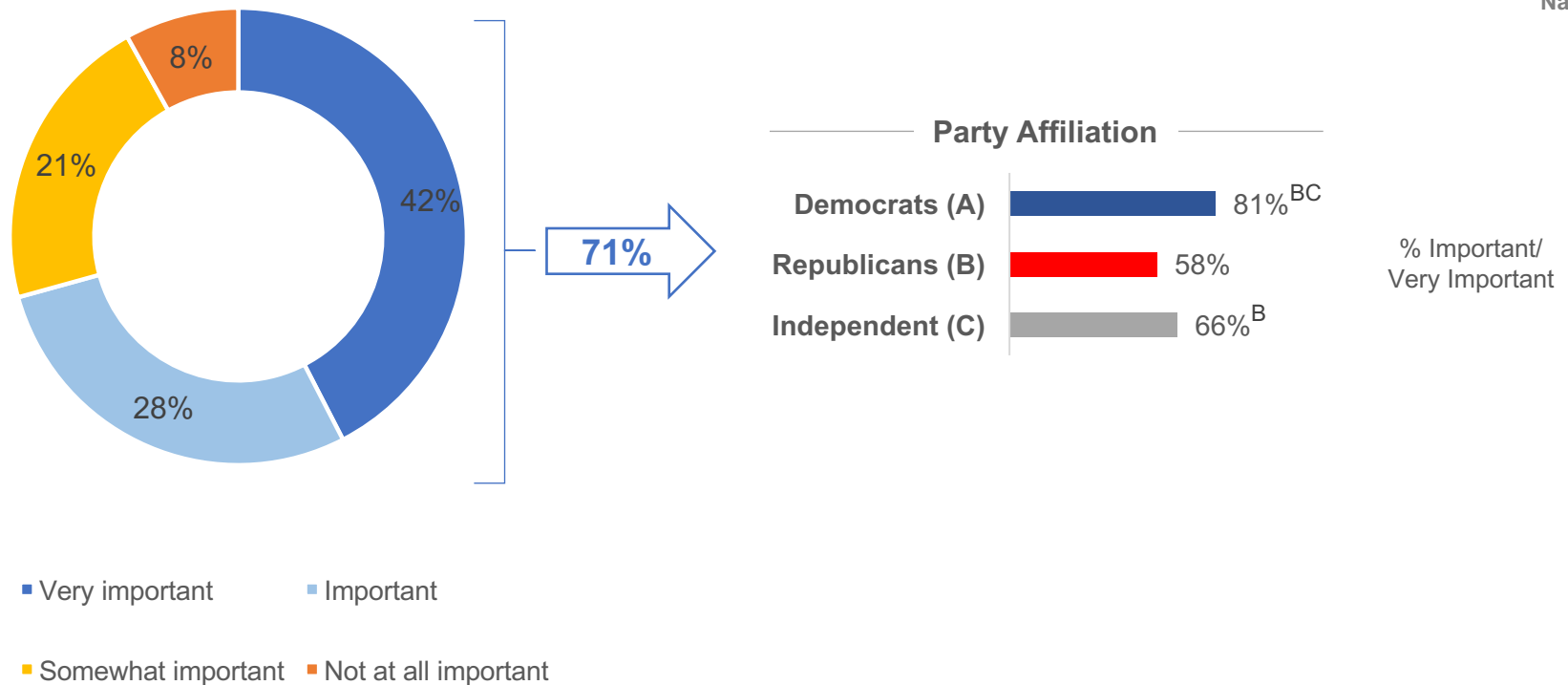
Texas





# A majority of Americans in expansion states say it's important the candidate they vote for feels the same about continuing Medicaid expansion, more so for Democrats

## Importance that Candidate Feels the Same About Support for Medicaid Continuation Expansion States

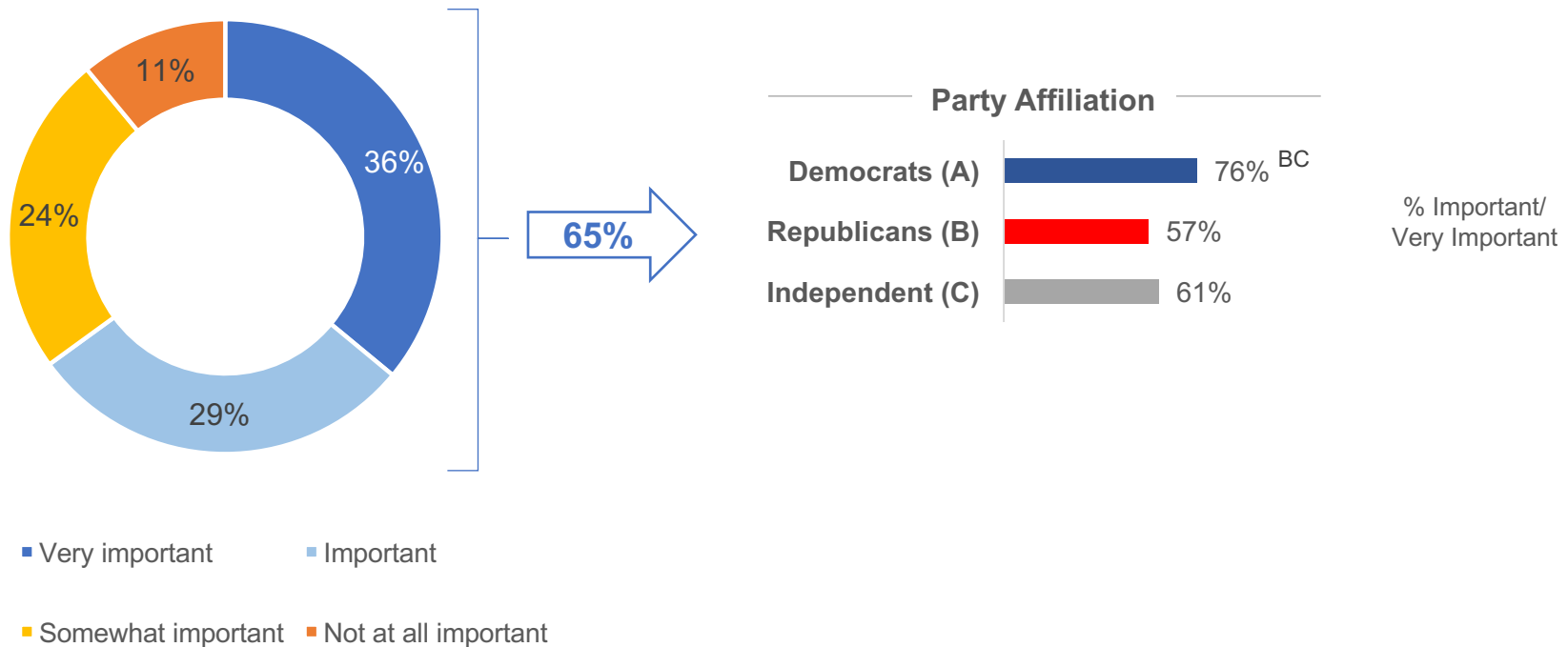


**BASE: QUALIFIED RESPONDENTS IN EXPANSION STATES (n=2693)**

Q120 How important is it to you that a political candidate you vote for feels the same way you do on the following...?

# In the non-expansion states, about two in three say it's important the candidate they vote for feels the same about expanding Medicaid

## Importance that Candidate Feels the Same About Support for Medicaid Expansion Non-Expansion States



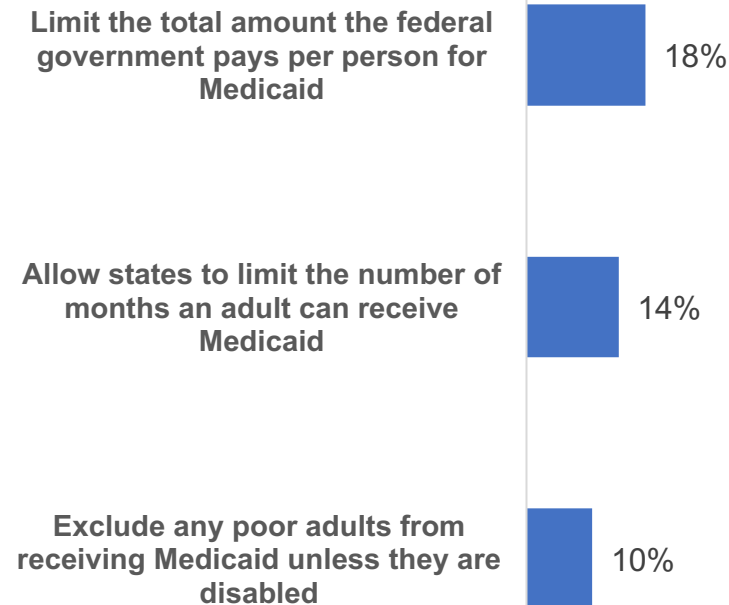
**BASE: QUALIFIED RESPONDENTS IN NON-EXPANSION STATES (n=1327)**

Q120 How important is it to you that a political candidate you vote for feels the same way you do on the following...?

# There is little support for proposed Medicaid changes



## Support for Proposed Changes to Medicaid

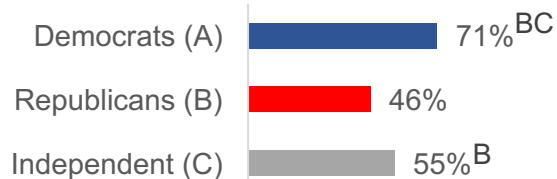
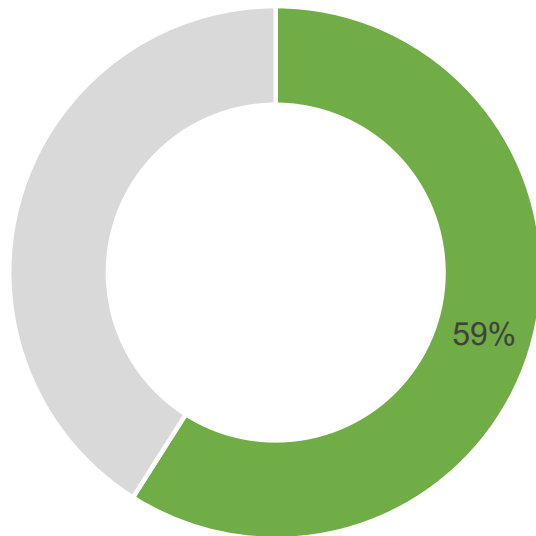


**BASE: ALL QUALIFIED RESPONDENTS** (n=4020)

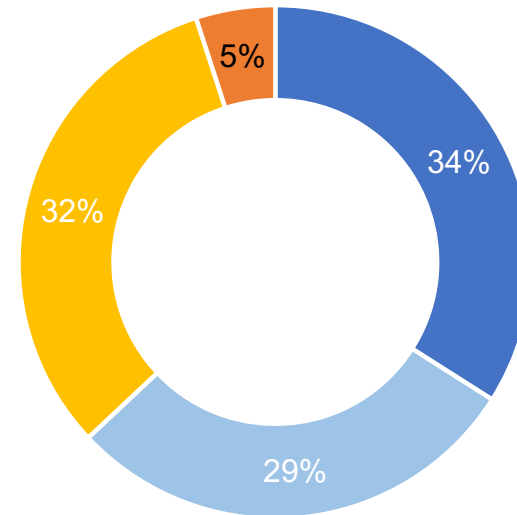
Q115 Recently, there have been some changes proposed to the Medicaid program. Which proposed changes to Medicaid listed below, if any, are you in favor of? Please select all that apply.

# More than half support providing Medicare for all US adults

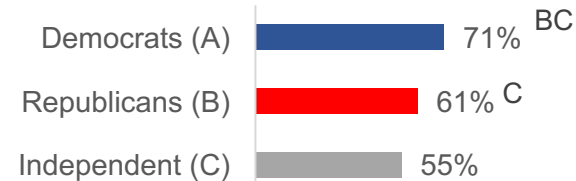
## Support for Medicare for All US Adults



## Importance that Candidate Feels the Same



- Very important
- Important
- Somewhat important
- Not at all important



**BASE: ALL QUALIFIED RESPONDENTS** (n=4020)

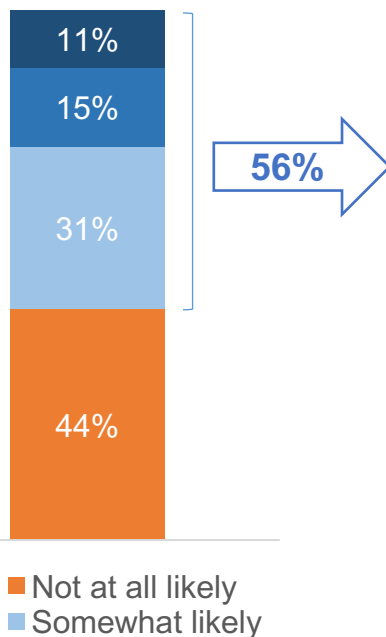
Q122 Are you in favor of the federal government providing Medicare insurance coverage for all US adults?

# Over half are at least somewhat likely to consider a catastrophic health insurance plan

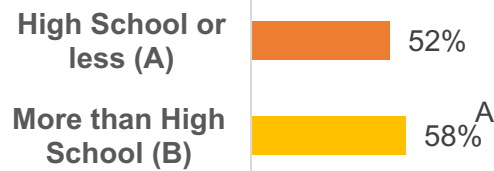
## Likelihood of Buying/Considering Catastrophic Health Insurance Plan



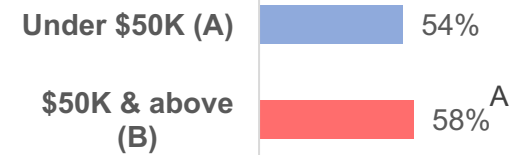
### Overall Likelihood



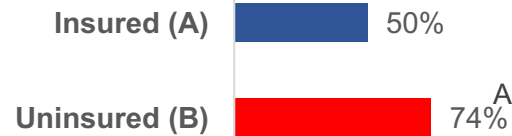
### Education



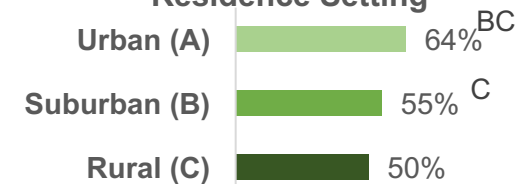
### Income



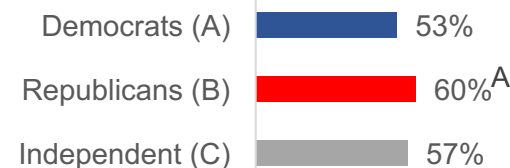
### Insurance Status



### Residence Setting



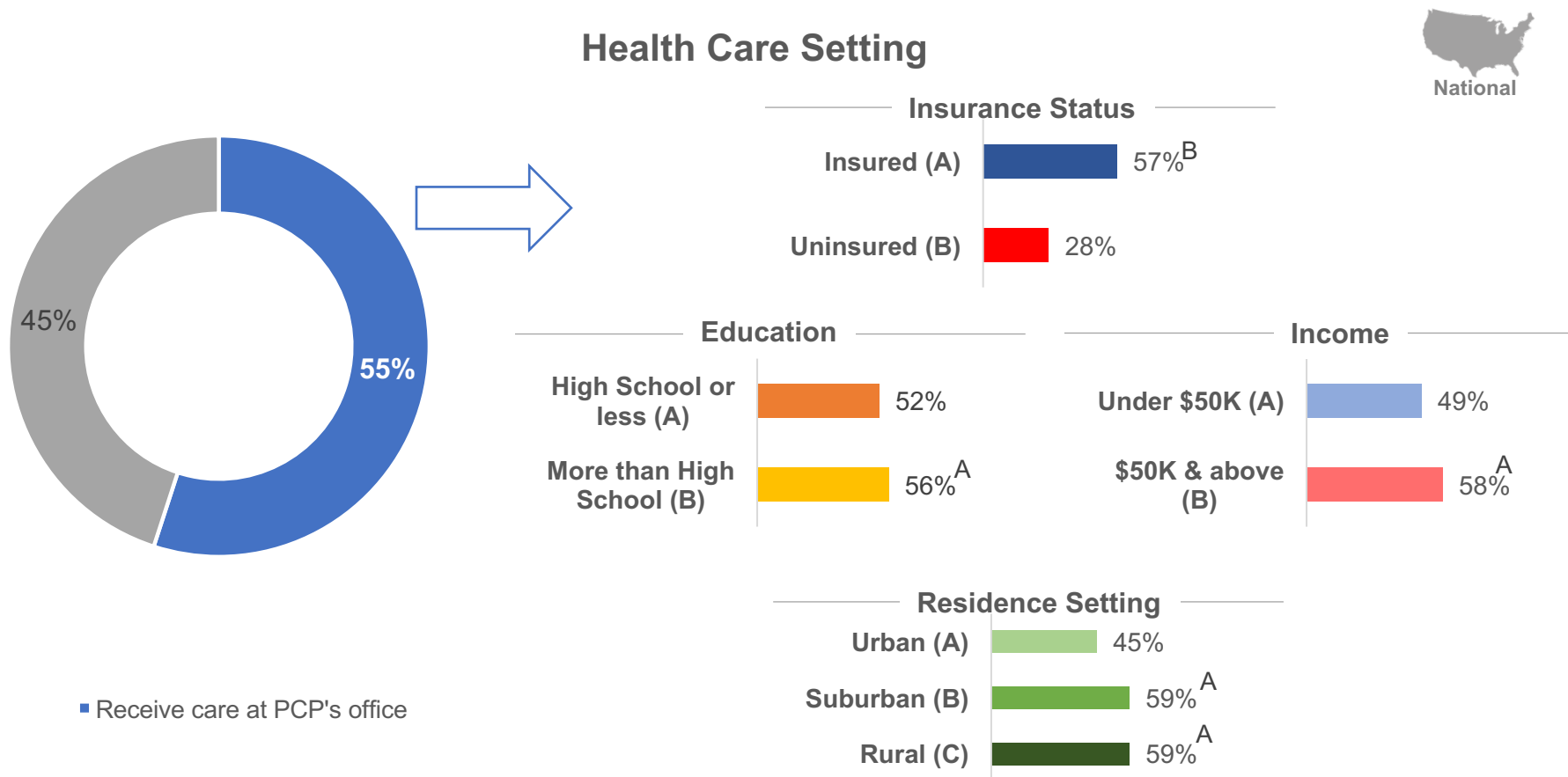
### Party Affiliation



BASE: ALL QUALIFIED RESPONDENTS (n=4020)

Q206 If the federal government offered a catastrophic health insurance plan that you could buy that only covered chronic diseases, accidents and pregnancy, BUT not routine illnesses, how likely would you be to consider this plan instead of your current plan/consider buying this plan?

# Barely half of Americans get their primary care in a PCP office



BASE: ALL QUALIFIED RESPONDENTS (n=4020)

Q450 Which setting do you go to most often for your healthcare needs?

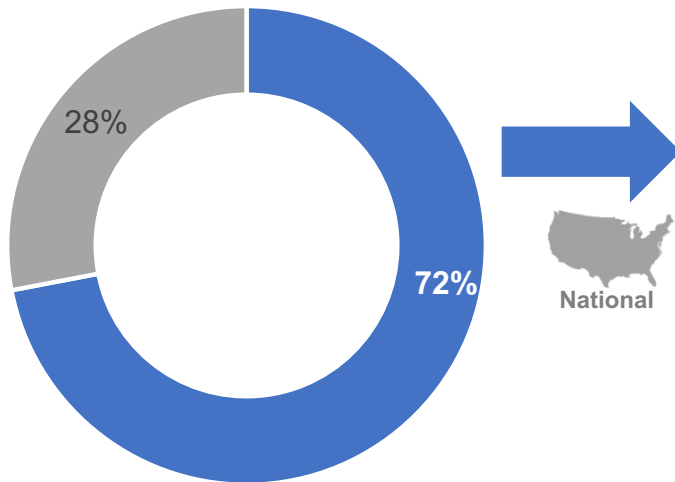
# Fixing Health Care

## Healthy Lifestyles



# 7 in 10 Americans believe menu labeling will help people eat healthier food

## Labeling Menus with Nutritional Info Would Help People Eat Healthier

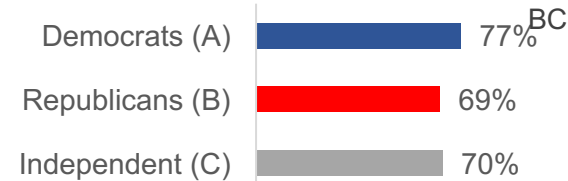


■ % Somewhat/Strongly Agree

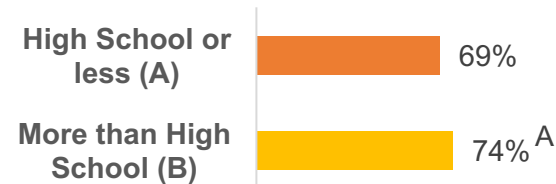
**BASE: ALL QUALIFIED RESPONDENTS** (n=4020)

Q135 How much do you agree or disagree with each of these statements?

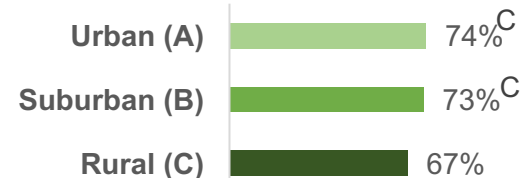
### Party Affiliation



### Education



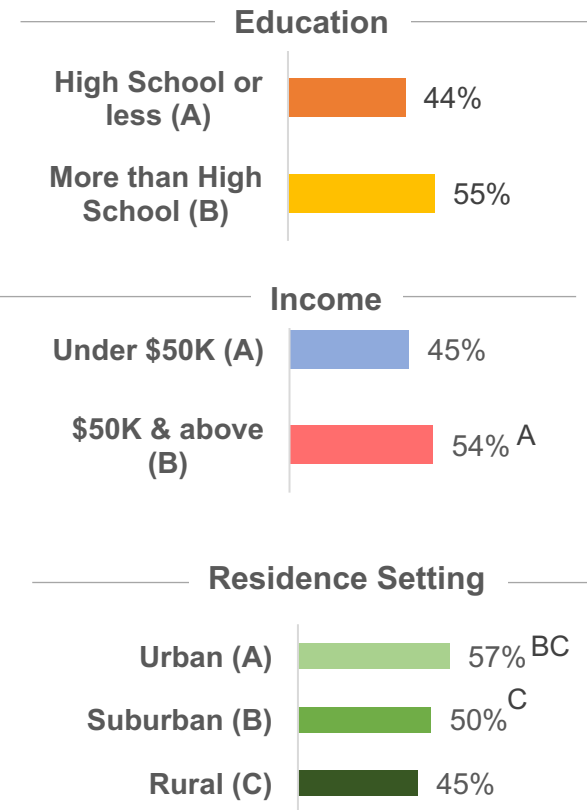
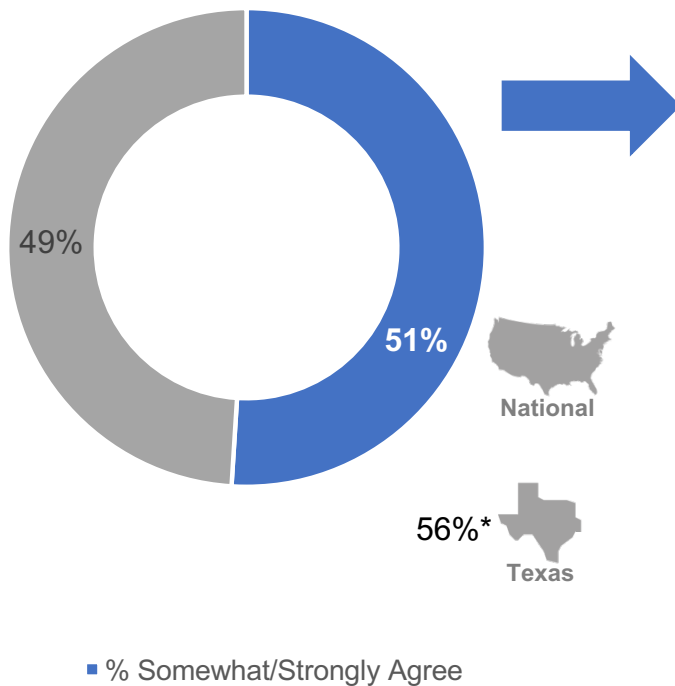
### Residence Setting





# More than half agree that foods that lead to obesity should cost more; some have called this a “fat tax”

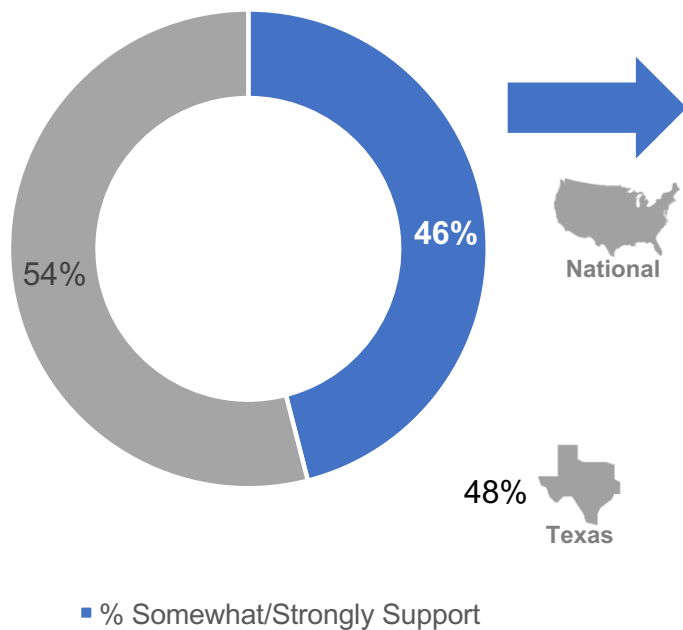
## Foods that Lead to Obesity Should Cost More



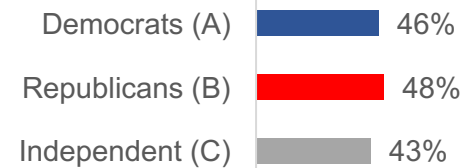
BASE: ALL QUALIFIED RESPONDENTS (n=4020 National; n=1018 Texas)  
Q135 How much do you agree or disagree with each of these statements?

# Nearly half of Americans support lowering the legal blood alcohol limit while driving to 0%

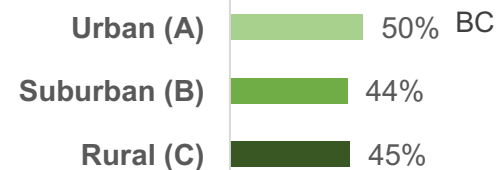
## Lowering the Legal Blood Alcohol Limit While Driving to 0%



### Party Affiliation

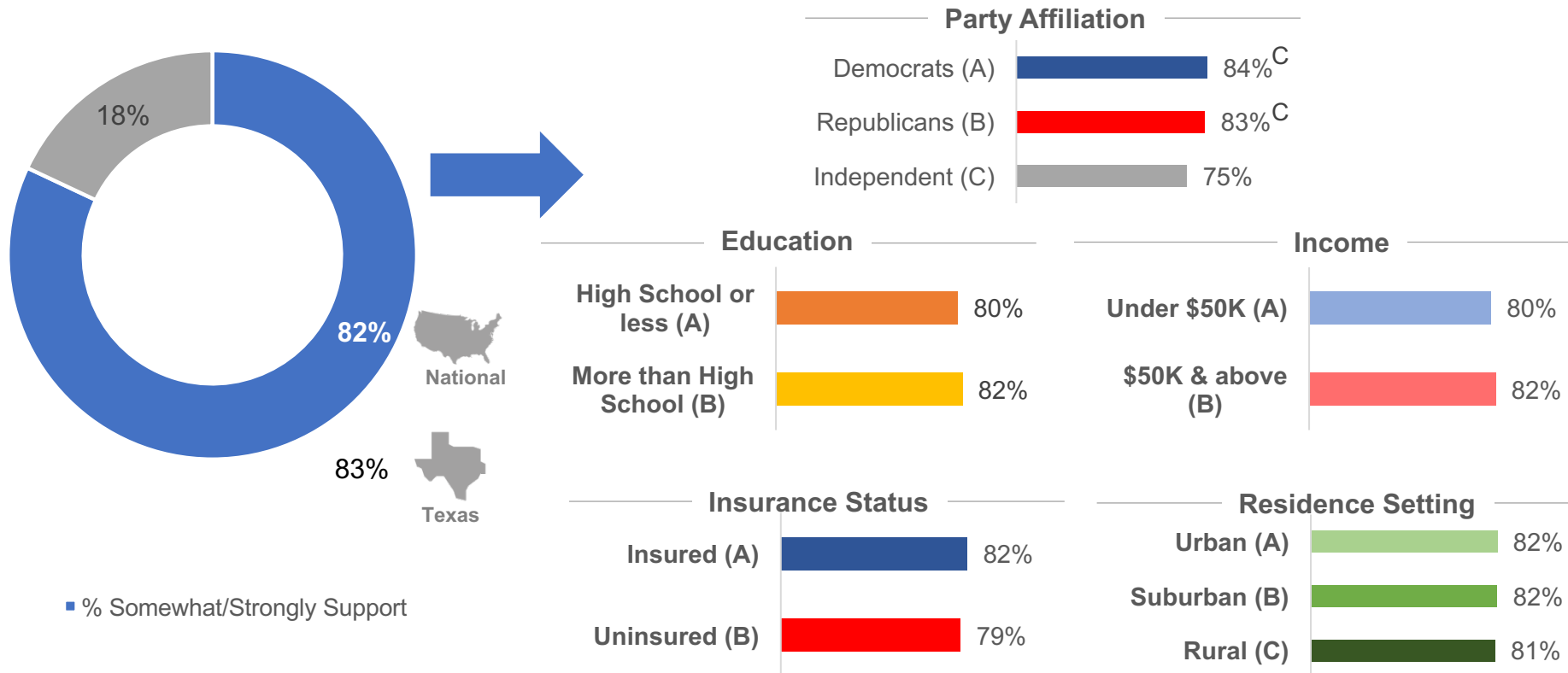


### Residence Setting



# There is widespread support for preventing the sale of all tobacco products to people under 21

## Preventing the Sale of All Tobacco Products to People Under 21 Years of Age

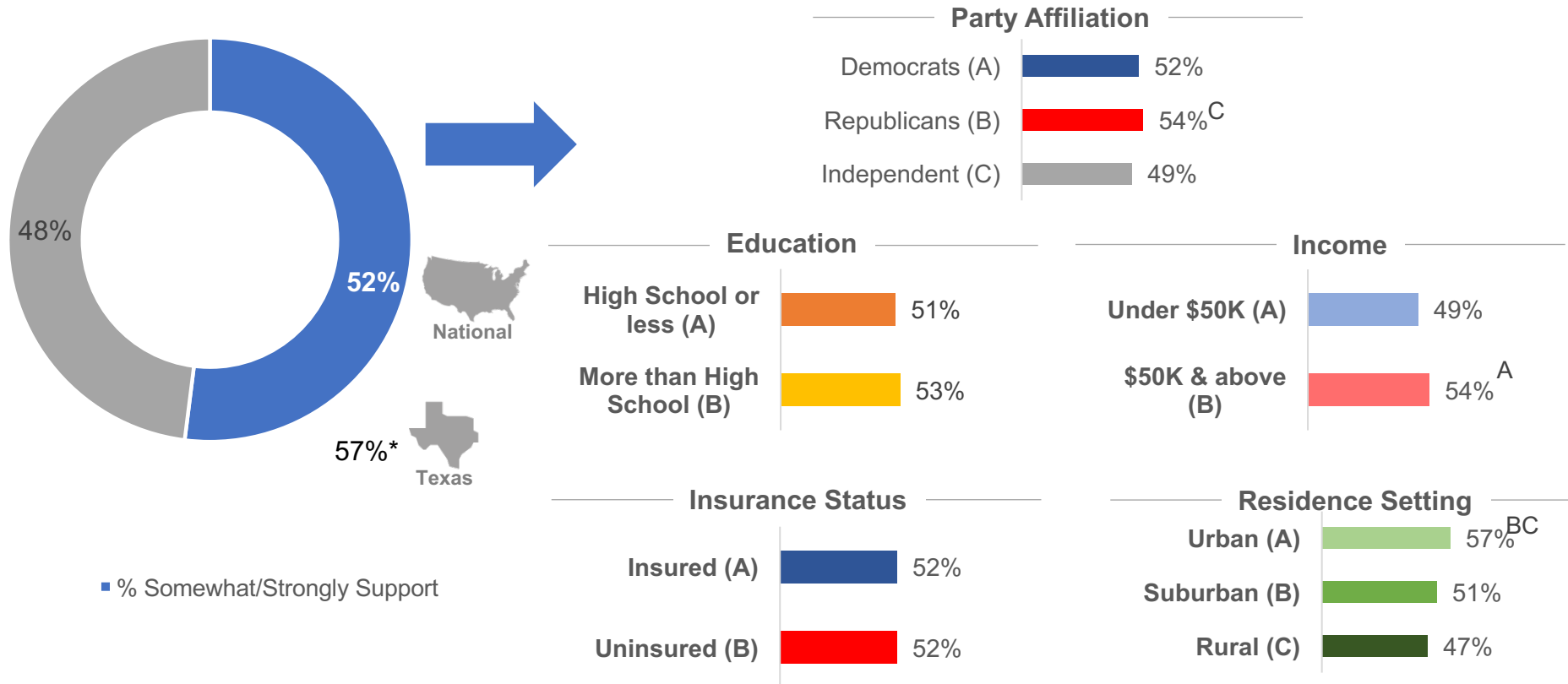


**BASE: ALL QUALIFIED RESPONDENTS** (n=4020 National; 1018 Texas)

Q155 How strongly would you support or oppose the following approaches to reduce tobacco-related illnesses...?

# Half of Americans support banning the sale of all tobacco products

## Banning the Sale of All Tobacco Products



BASE: ALL QUALIFIED RESPONDENTS (n=4020 National; n=1018 Texas)

Q155 How strongly would you support or oppose the following approaches to reduce tobacco-related illnesses?

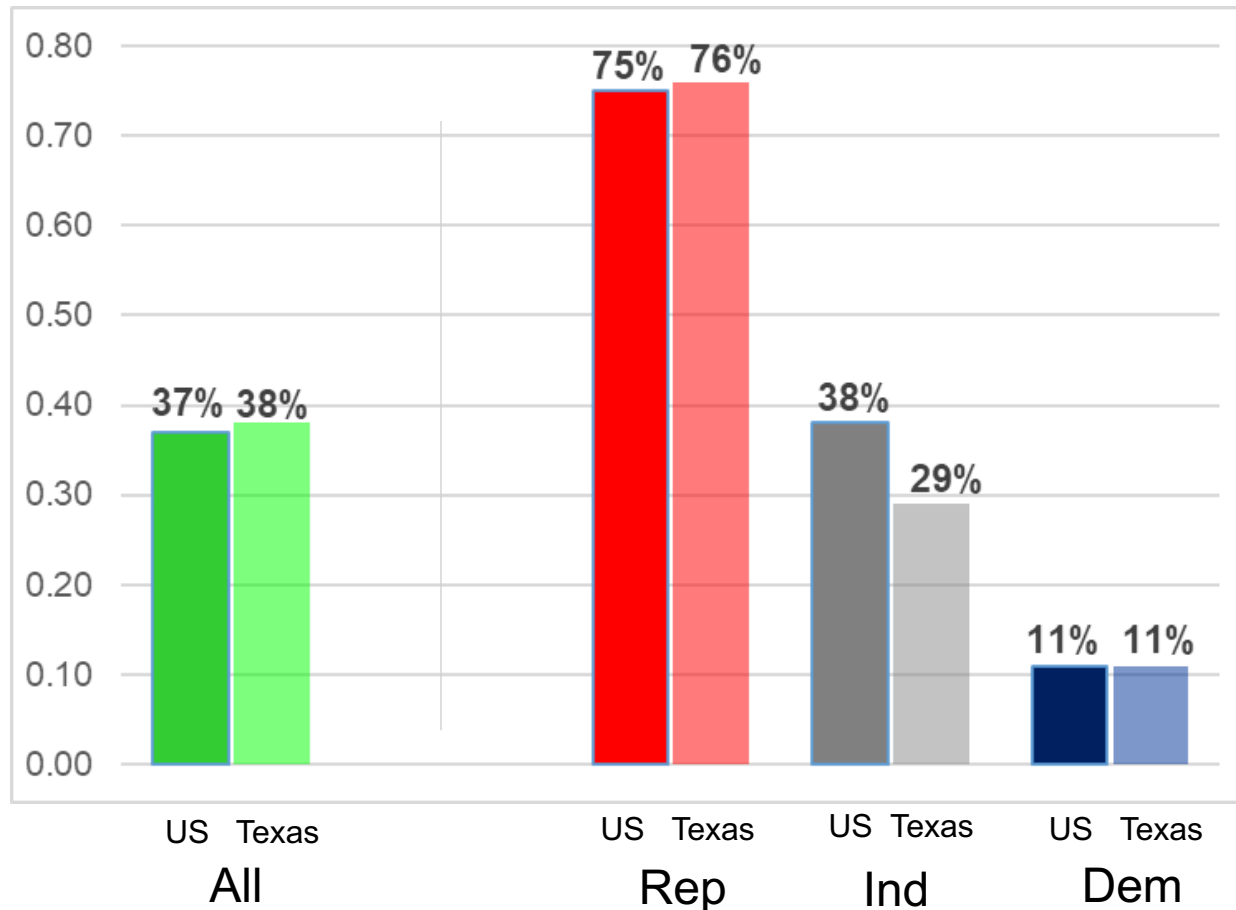
# Fixing Health Care

## Presidential Election Insights



# Nationally, a little over 1/3 are planning to vote for President Trump in 2020

## Stated Voting in 2020 Presidential Election



**BASE: QUALIFIED RESPONDENTS WHO CONSIDER THEMSELVES DEMOCRATS, REPUBLICANS OR INDEPENDENT**

(NATIONAL: Democrats n=1608/Republicans n=1112/Independent n=1047); TEXAS: Democrats n=313/Republicans n=370/Independent n=260)

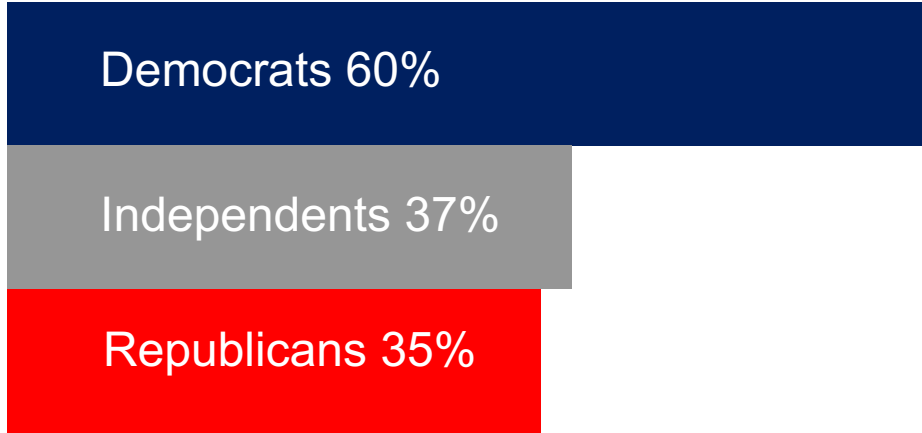
Q170 Assuming President Trump runs for re-election in 2020, which of the statements is most true for how you feel today?

# Those who plan to vote for Trump in 2020 would change their mind based on Trump's actions in health policy: 2/3 of Democrats + 1/3 of Republicans & Independents

## Likelihood that Trump's Actions on Health Care Would Prevent From Voting for Him in 2020



(% Likely/Very Likely)

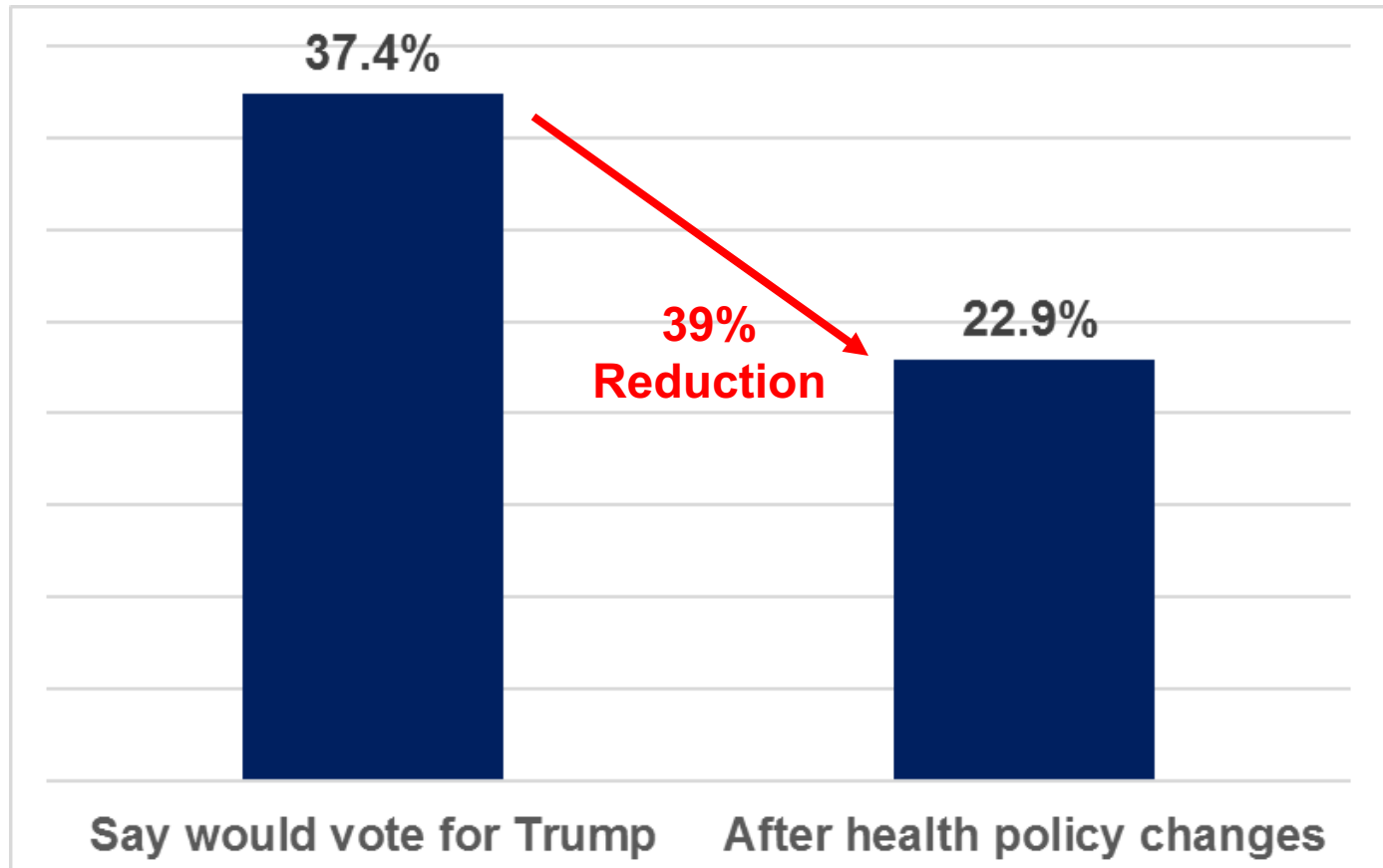


**BASE: QUALIFIED DEMOCRATS, REPUBLICANS, INDEPENDENTS WHO PLAN TO VOTE FOR TRUMP IN 2020**

(Democrats / Republicans/ Independents Planning to Vote for Trump in 2020 n=163/838/378 - NATIONAL)

Q175 Again, assuming President Trump runs for re-election in 2020, how likely is it that his actions on each of the following will keep you from voting for him?

The percentage of those who say they would vote for Trump would change from 37.4% to 22.9% depending upon health policy.



**BASE: QUALIFIED RESPONDENTS WHO CONSIDER THEMSELVES DEMOCRATS, REPUBLICANS OR INDEPENDENT**

(Democrats n=1608/Republicans n=1112/Independent n=1047)

Q170 Assuming President Trump runs for re-election in 2020, which of the statements is most true for how you feel today?



# Texas Medical Center Health Policy Institute

[www.TMC.edu/Health-Policy](http://www.TMC.edu/Health-Policy)